

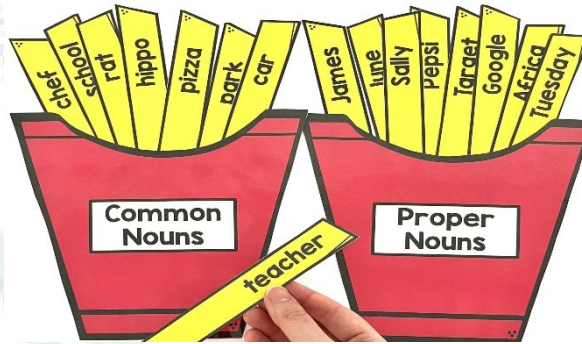


## Grade II

### Homework of summer vacation 26-27

#### English -

Make a project based on types of noun. (Common noun, proper noun)



Or

Draw the picture of bicycle, write & learn 6-7 lines.

#### Hindi -

प्रत्येक मात्रा के दस - दस शब्द लिखिए।


या

1 से 20 तक हिंदी गिनती का चार्ट बनाइए।

गिनती १ से २० तक









१ - एक	११ - ग्यारह
२ - दो	१२ - बारह
३ - तीन	१३ - तेरह
४ - चार	१४ - चौदह
५ - पाँच	१५ - पंद्रह
६ - छः	१६ - सोलह
७ - सात	१७ - सत्रह
८ - आठ	१८ - अठारह
९ - नौ	१९ - उन्नीस
१० - दस	२० - बीस

Math - Make an integrated art projects on abacus model



Or

Make an integrated art project on 2D & 3D Shapes


2D SHAPES		3D SHAPES	
			
CIRCLE	SQUARE	SPHERE	CUBE
			
TRIANGLE	RECTANGLE	CONE	CUBOID

EVS - Describe healthy and unhealthy food make a model or draw on A4 size paper.

HEALTHY FOOD			UNHEALTHY FOOD		
					
Egg	Carrot	Mango	Ice-cream	Pizza	Cold drink
					
Fish	Milk	Strawberry	Burger	Chips	Candy
					
Rice	Apple	Broccoli	Doughnut	French Fries	Sandwich

Or

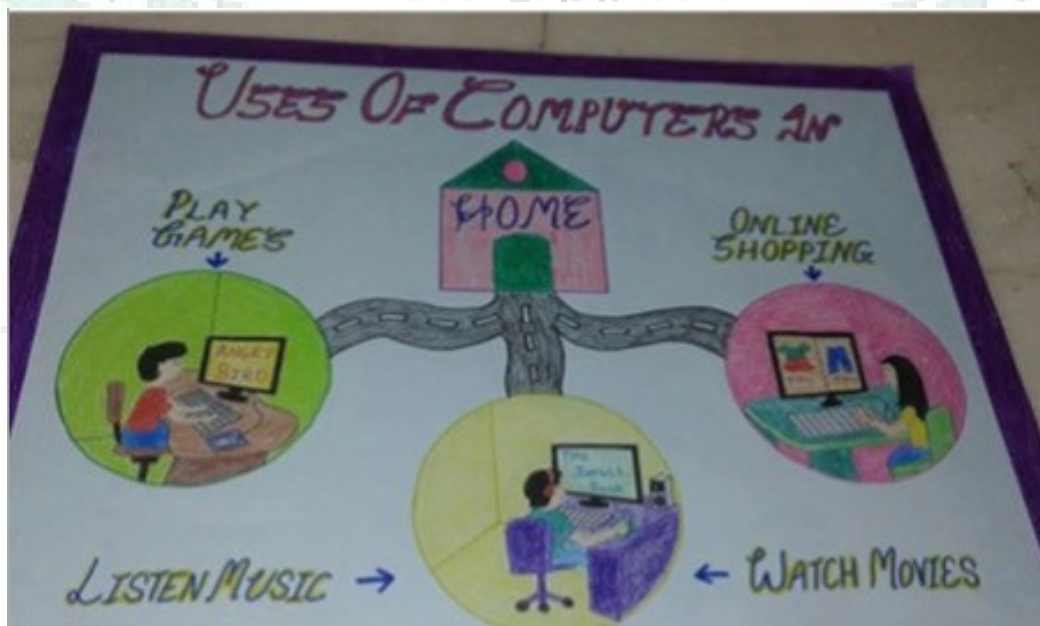
Draw the picture of save water and write few lines



### Computer-

Make a drawing for model of computer. Or

Paste the picture of different places where do we use computer.



## Gujarati :

ચિત્રો જોઈ અ ની માત્રા વાળા શબ્દો લખો.



**Note** - 1. Students can use a scrapbook to complete their summer vacation homework for all subjects.

2. Project should be labelled with your name, class

3. Project work should be submitted to class teachers .